




SRX

THE **ERGOT 100**
SERIES

ERGIT 100: A NEW TRACTOR CONCEPT

Antonio Carraro SPA produces specialized tractors for professionals wishing to experience the emotion of owning something unique and precious that is guaranteed by a one-hundred-year-old brand at the cutting-edge of "Italian Style".



The Ergit 100 series is a new tractor concept. It is the outcome of a construction philosophy based on engineering simplification and the selection of top quality components; factors that allow the company to give these models a 2-year warranty. The care taken in design assures a pleasant and relaxed driving experience. It is not only attractive, but also performance enhancing as it allows for total operator visibility in all directions and ease when working in small spaces. The engines, with power outputs from 70 to 100 hp, offer exceptional torque and power levels combined with lower fuel consumption. The bodywork is painted with environmentally-friendly hydrosoluble enamels. Each technical solution is the result of choices that are based on socio-environmental benefits in terms of reduced pollution and noise levels.



**THE
ERGIT100
SERIES**





Star light


SRX 10100

10000

SRX 10100

10000

SRX: the superspecialized articulated tractor



SRX is a superspecialized tractor which can work in cramped spaces, between rows of crops, in orchards, vineyards, nurseries, and on flat or sloping terrain. SRX is a reversible isodiametric (4 same size tires) tractor featuring an articulated chassis and peerless agility and handiness. Its low center of gravity assures unmatched stability. This is due to its finely-tuned engines and constant ground adherence, which is ensured by the projecting engine configuration and the 4-wheel drive, SRX enjoys a stable trim in all conditions. Its extraordinary versatility is achieved by its reversible driving position: the vehicle can change position in order to use an extensive range of plowing, pruning, treatment, harvesting, towing and material handling equipment. The ergonomic controls simplify work and eliminate operator fatigue and stress.





**DESIGN
TECHNOLOGY
INNOVATION**



MULTI-FUNCTIONALITY: all-in-one

The use of SRX can be changed thanks to the integrated lifting, hydraulic system, and PTO assembly. All of which make it possible to rapidly interchange the towing or frontal equipment that can also be mounted together. Plows, tillers, forklifts, vine trimmers, excavators, reach mowers, trailers,




MANY TRACTORS IN ONE



sprayers and shredders are just some of the more common implements that can be used with the Ergit 100 series of tractors. The tires are interchangeable, as every type of terrain requires its own tire that can optimize tractor performance. Dimensions and clearances are other factors that can extend the multi-functionality of SRX by making them perfect for operating in tight spaces.

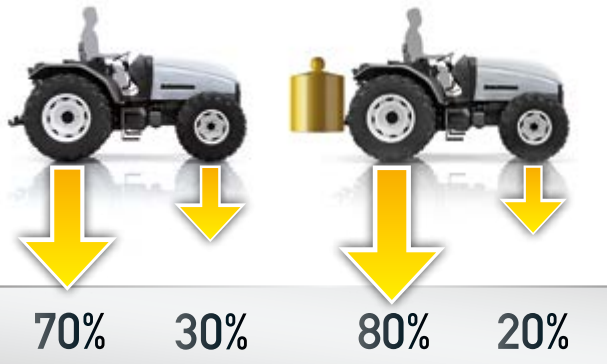


ACTIO™: the exclusive chassis designed by Antonio Carraro




ACTIO™, This Full Chassis with Oscillation is comprised of a solid cast-iron chassis fixed to the axles and housing the tractor transmission. It features a central joint with a longitudinal oscillation of up to 15°. The two oscillating ends follow the contour of the terrain independently, thus assuring stability and traction at all times. The constant adherence of the tires to the ground allows engine power to be entirely transferred to the ground, thus increasing performance and safety. The ACTIO™ chassis requires a "projecting" engine configuration in order to assure a low center of gravity and an equal division of the weight of the tractor: 60% on the front axle; 40% on the rear axle. This is an ideal balance with implements attached as it distributes 50% of the weight on each axle.

TRADITIONAL TRACTOR



ACTRATOR



ACTIO™



- + **Stability:** baricentro basso e 4 ruote motrici
- + **Safety:** peace of mind
- + **Comfort:** driving position centered over chassis oscillation
- + **Agility:** short wheelbase and reduced turning radius
- + **Adherence:** equal division of weight
- + **Traction:** 4 drive wheels always firmly in contact with the ground



RGS™: two sides of the same coin

VERSATILITY
CREATIVITY
SAVING

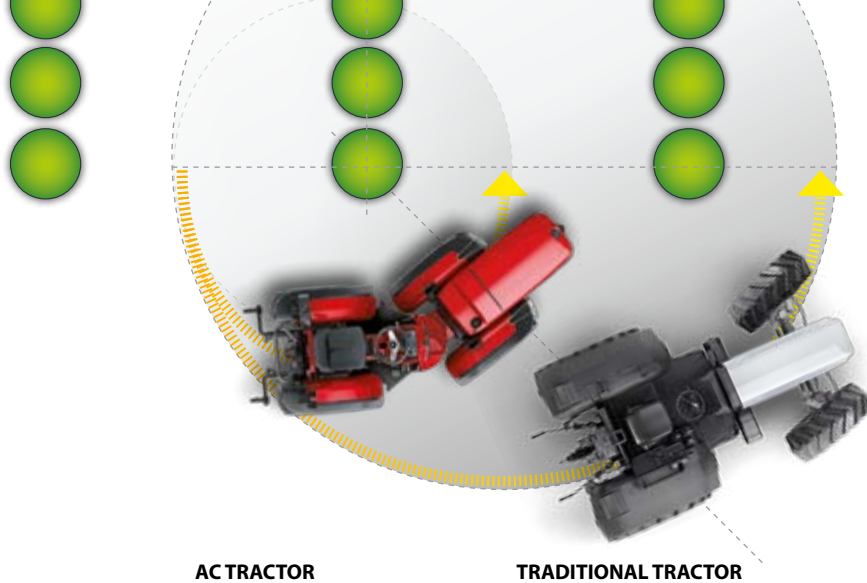

RGS™ Rev-Guide System, is the AC reversible driving system on a rotating turret which inverts the driving direction in just a few seconds in order to work efficiently with towed or frontal equipment. Simply turn the seat/steering wheel/dash/pedal assembly 180° for an identical, but reverse, driving direction. If equipped with a Joystick*, all the auxiliary controls remain in an ergonomic position. The RGS™ system is an integral part of the tractor's multifunctional feature. It simplifies use and improves the precision and quality of performance.



*optional



- + **Comfort:** simple and intuitive RGS™ system without double controls
- + **Visibility of equipment:** driving position in the center of the vehicle, in both directions
- + **Versatility:** greater profitability of tractor



AC TRACTOR

TRADITIONAL TRACTOR

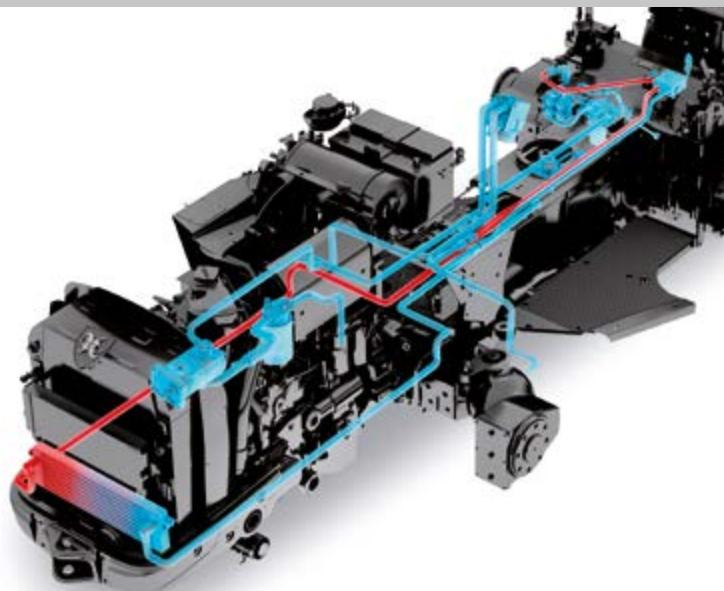
STEERING: precise and tight

The wheelbase, the limited external width and the articulated frame make the tractor very agile between crop rows. The smooth and sensitive hydroguide steering wheel assures precise maneuvering on steep slopes, in crossways movements, in bottlenecks, among crop rows and in car parks.

The hydraulic hydroguide system is independent, powered by its own hydraulic pump and fitted with an oil-filtering system.



+ *Handiness: comfort*



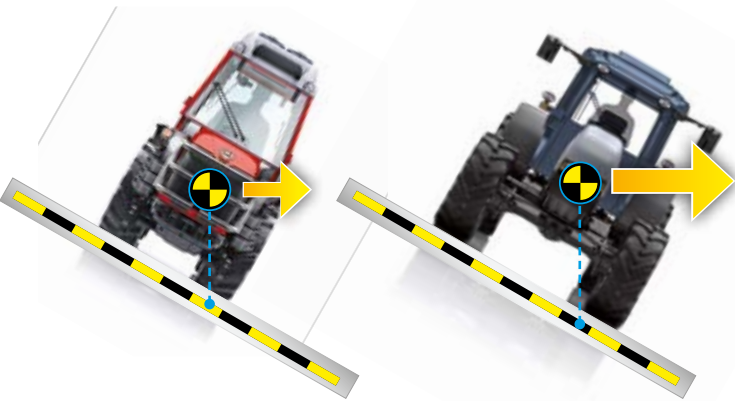
Low center of gravity, constant contact, stability, efficient braking and protected driving position are just some of the “active” safety features not to mention the “passive” features, such as quality of components, design, and eco-friendly engines. The braking system is comprised of 4 hydraulically-controlled, self-adjusting disc brakes in an oil bath which assures emergency braking modularity and reliability even when the front axle is disengaged. The overall safety of the vehicle has allowed it be approved for speeds of up to **40 Km/h (25 mph)**. The rear three-point lift features controlled position and force of the implement, which optimizes adherence of the tractor, such that it always stays “glued to the ground”. The vehicle and its equipment follow the contour of the terrain without lifting, thus assuring maximum efficiency. The electro-hydraulically controlled differentials lock at the rear and the front and rear in order to prevent slippage and assure that the tractor tires always have traction. The driving position is located at the center of the vehicle and features a roll-bar or cab approved to safety standards to ensure maximum operator protection.

40
Km/h



AC TRACTOR

TRADITIONAL TRACTOR



SAFETY: active and passive

ERGONOMICS & COMFORT

The tapered and racy design helps the tractor to maneuver in fields and increases operator visibility of the equipment and the surrounding terrain. The spacious driving position is easy to access and protects the operator. The operating station is suspended on **silent-block**, which absorb vibrations and dampen noise.



Thanks to the ACTIO™ Chassis, the driving position coincides with the center of oscillation of the tractor. Sideways jerking and stress are very limited and operator fatigue is reduced, even after many hours. The on-board instrumentation is elegant, functional and intuitive: backlit anti-reflection screen for nighttime use; "on-off" information system; digital tachometer and PTO rev counter; and electro-hydraulic pushbutton controls.





AC TRACTOR

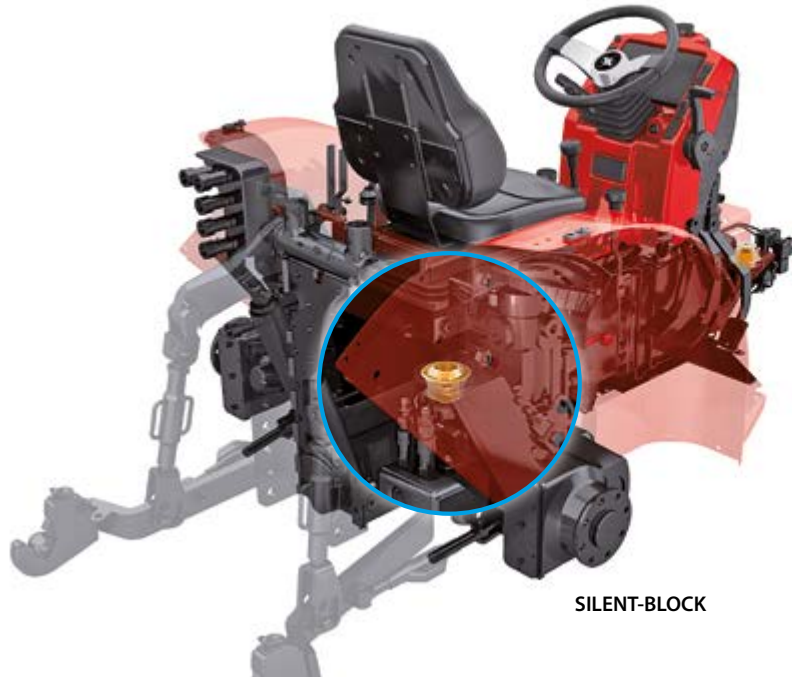
TRADITIONAL TRACTOR



The lighting equipment, integrated into the mudguards, is comprised of reflecting parabolic optical assemblies, which offer a wide range of illumination covering the roadway, the equipment, and the surrounding field. Maintenance is practical and fast thanks to the fact that the bonnet can be fully opened and the side panels and battery cover can be easily removed.




+ *Efficiency: Reduced fatigue & increased tractor performance*




SILENT-BLOCK








SRX: 3 versions		
8400	9800**	10400*
70 hp	87 hp	96 hp
3 cylinders turbo	4 cylinders turbo	4 cylinders turbo
2228cc	3319cc	2970cc
intercooler	16 valves	intercooler

ENGINE: powerful and quiet



The engines are at the top of their category and offer unbeatable torque and power performance as well as lower fuel consumption, lower noise, and lower carbon emissions. All the engines comply with "STAGE 3A" standards which limit the harmful emissions of diesel engines. Intercoolers, turbos, electronic EGR's, and multivalves, are utilized depending on the model of tractor. Thanks to this new generation of engines, the company has achieved new goals in terms of efficiency and cost-effectiveness.



- + **Reliability:** quality of components
- + **Performance:** maximum efficiency
- + **Comfort:** minimum vibrations, noise, and emissions
- + **Saving:**  less maintenance costs
-  rapid amortisation
-  lower fuel consumption

* engines with balance shafts.

** engines featuring balance shafts with injection systems and electronically-controlled EGR's.

MACHINE AND EQUIPMENT: an integrated technological system

The integrated lifting - hydraulic system - PTO assembly can mount a large variety of implements at both the front and rear. The lift is a single group with vertical cylinders, featuring a 3-point hitch, a pump and an independent hydraulic system. The large and rear lift, featuring a great lifting capacity, is fitted with extendible bars and width-adjustable snap-on hooks (Cat.1 - Cat.2).



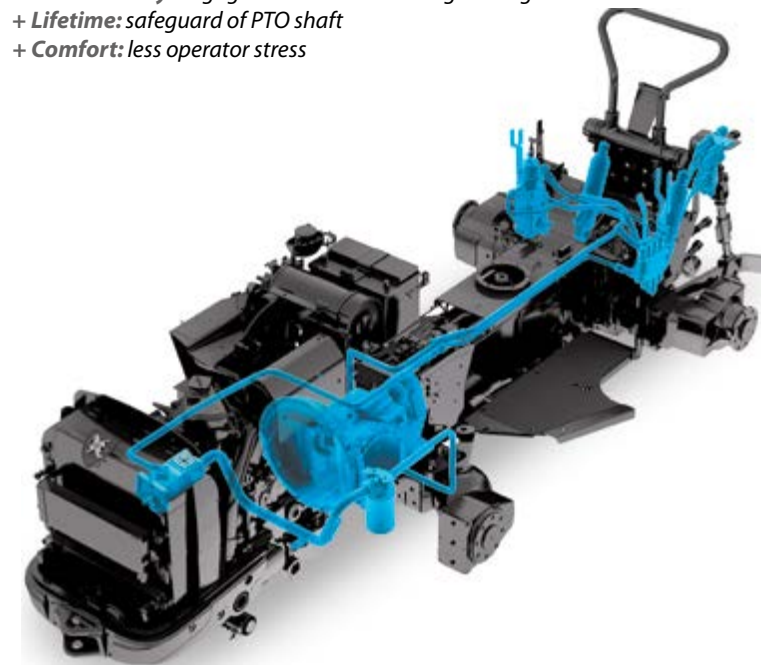


MACHINE AND EQUIPMENT: an integrated technological system

The front* lift optimizes combined processes such as, for example, a front vine trimmer with a rear shredder or a side-shoot remover; a front shredder with a rear between-row mower. The clutch of the PTO with an electro-hydraulic progressive engagement command features a safety button for preventing involuntary starting and stopping the engine with the PTO engaged.



- + **Practicality:** engagement facilitated by the cardan shaft
- + **2 Speeds:** fuel saving
- + **Comfort:** the PTO can be engaged while the tractor is moving
- + **Efficiency:** less heat build-up
- + **Multifunctionality:** hydraulic engines run at a constant speed
- + **Functionality:** engagement without stalling the engine
- + **Lifetime:** safeguard of PTO shaft
- + **Comfort:** less operator stress





Joystick-controlled* vertical hydraulic tie-rod for practical adjustments from the driving position.



Height-adjustable tow hook.



Hydraulic system with 4 double-acting manifolds, 1 single-acting, 1 continuous flow manifold + oil return tap.



11 rear quick-couplers, 6 of which replicated at the front (opt).



Two speed PTO: 540 rpm, 540 E (750 rpm) and synchronized with gear speeds. The PTO shaft of the ASAE 1 3/8 type is the same for all speeds.



The front lift* optimizes work combined with rear tools.



The front PTO* (1000 rpm) with electro-hydraulic controls and progressive engagement with safety button is maintenance free.



The rear differential lock prevents slipping and optimizes traction. The front traction disengagement is useful when travelling along roads and prevents damage from being done to delicate grounds.

*optional

CAB: "StarLight"

This original and approved AC product features a spherically curved, simple and essential design. The airtight seals and integrated hinges allow the "StarLight"* cabin to enter the narrowest rows without damaging flowering plants or fruit. The front and rear windows offer full visibility of equipment and the roadway. The ventilation system features a rapid front windscreen defogging system.

The acoustic comfort on board the "StarLight" is similar to that of a car due to the internal layer of sound-absorbing material on the cabin walls. "StarLight" features a car radio*, a removable license-plate holder, and adjustable rear-view mirrors.

**COMFORT
VISIBILITY
SAFETY**



The incoming air is cleaned by a large filter, with an available activated carbon filter*.



Cabin controls (windshield wipers, work lights, rotating beacon) in an ergonomic position, even when reversing.



Easy access to the driving position with all-around visibility.



StarLight



*optional



The air-conditioning is achieved by a powerful system running on R134A ecological coolant, which also refreshes the cabin air using a low rev motor. The heating system utilizes a powerful heat-exchanger which is most exceptional even in the coldest weather.



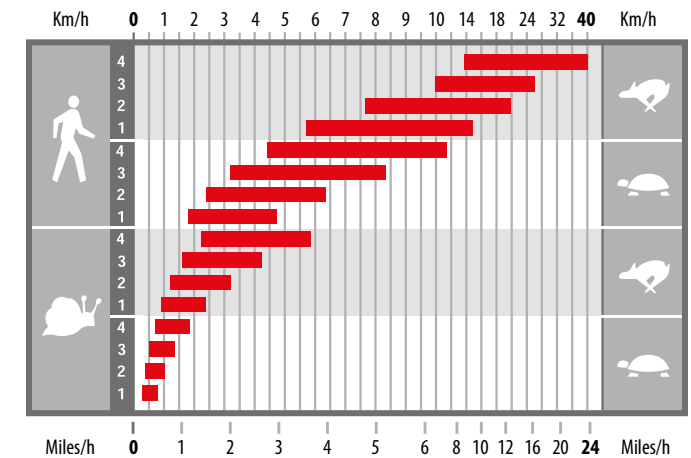
Front and rear working lights assembled in the cab roof and foldable number plate holder.



The panoramic roof with sunblind and full glass doors offer full top and side visibility.



TRANSMISSION AND GEARS: many speeds in a logical sequence



The tractors in the Ergit 100 series mount large, extraordinarily reliable, smooth engaging clutches that do not require adjustment thanks to the hydraulic control which recovers the play caused by wear over time.

The gear has a helical profile: 32 speeds, 16 FW and 16 RV, with a synchronized inverter that can be engaged even when the tractor is moving. The small gap between one gear and the other assures operative continuity in all circumstances.

- + **Reliability:** long lifetime of the clutch
- + **Efficiency:** wide range of speeds
- + **Comfort:** smooth engagement without jerking the engine
- + **Saving:** lower fuel consumption and reduced running costs



e-DRIVE RANGE SHIFTING*

The driver can shift through the speed ranges comfortably and without effort at the simple touch of a button.

e-DRIVE TRANSMISSION: maximum ease of driving

The new transmission houses the *e-DRIVE* system complete with synchronizer assembly, servo controls and range shift and reverse shuttle control unit.



e-DRIVE REVERSE SHUTTLE*

The *e-DRIVE* reverse shuttle with control lever under the steering wheel comes in handy for operations involving back and forth movements in rapid succession, such as loading and unloading of material with forklifts, loaders or snow blades. The driver is assisted by an electronic system, which enables him to operate the tractor under the safest conditions without ever taking his hands off the steering wheel.

*optional



ELECTRO-HYDRAULIC JOYSTICK: all functions at your fingertips

The **JPM PROPORTIONAL JOYSTICK™*** allows practical operation of the lift and the front and rear hydraulic quick-couplers. It also adjusts the oil flow towards the hydraulic connectors and lift, thus assuring total control of speed and movements of the attached implement. A hydraulic quick-coupler constant flow adjuster controls the operation and speed of the hydraulic motors and at the same time, controls implement hydraulic movements.



PLUS

- + *Ergonomic*: handy to use
- + *Comfort*: stress-free operation
- + *Saving*: reduction in cycle times



JPM

A descent adjuster controls the implement lowering speed without interfering with lifting speed. The JPM™ joystick can also be used to manage an electrical socket for operating electrical equipment. Many different functions, always within easy reach, are easy to use thanks to the colored buttons arranged in a logical sequence on the joystick.



**HARMONY
TECHNOLOGY
PROGRESS**

*optional

OPTIONAL



ESC (Electronic Speed Control)

Electronic and automatic speed and engine rev control device. It memorises and modulates the tractor speed at the operator's discretion.



BULLBAR

Tubular steel guard protecting the bodywork; integrates the third-point for the front lift.



FRONT LIFT

Used together with the bullbar, it allows all the frontal equipment to be used with multiple hydraulic connectors.



FRONT PTO

The front PTO (1000 rpm) with electro-hydraulic controls and progressive engagement with safety button is maintenance free.



FRONT BALLAST

Perfectly integrated into the bodywork of the tractor; it does not alter the wheelbase or dimensions of the tractor.



HEADLIGHT GRILLES

Protecting the light assemblies, they also make the bodywork look more appealing.



CLEAN FIX™ system

Reverse flow fan that assures the constant cleaning and efficiency of the radiator and of the front grille of the bonnet.



VERTICAL TIE-ROD

Optimizes the positioning and inclination of the equipment.



RAPID REAR COUPLINGS

Standard > 6 rear couplings
JPM joystick (with vertical hydraulic tie-rod) > 11 quick-couplers




QUICK COUPLERS

Front lift > 6 rear couplings + 2 replicated



REAR CAST IRON WHEEL FLANGES

Flanges that increase the weight of the tractor at the rear.



PNEUMATIC SEAT

Latest generation air-suspension seat.

SAT: Customer Service Team



RICAMBI ORIGINALI
GENUINE SPARE PARTS

Antonio Carraro® Original Spare Parts and Assistance

The AC dealer network utilizes modern equipment and instruments that have been especially designed and built for maintenance work on AC tractors. The technicians at every authorised dealership periodically attend technical training courses at the Parent Company's facilities. Each authorised workshop employs highly qualified staff and provides an extensive range of services in order to offer its Customers maximum peace of mind and total protection. AC dealers can give their Customers information on all the services related to the care of AC tractors.



EXG MAXIMUM PROTECTION: 4 years without worries!

As a proof of its reliability, Antonio Carraro offers, in addition to its two-year standard warranty, an extension of warranty coverage up to three or four years, called **EXG Maximum Protection**. At the time of purchase or within the first 24 months of the tractor's life (during which all scheduled maintenance services must be performed as recommended in the AC Use and Maintenance Manual), Customers may apply for either a three- or four-year extended warranty, according to their needs. Whatever coverage they choose, Customers are recommended to have all-service performed at any of the **authorised locations of our global dealer network**, where repairs will be carried out by highly qualified personnel using only **AC Original Spare Parts**. In case of sale of the tractor, the warranty coverage may be transferred to the new owner.

After-sales service

Thanks to the capillary network of dealers and the competence of the Service Managers, the Parent Company can assure all-around skills. With the right maintenance work, every AC tractor will continue to provide excellent performance throughout its operating lifetime.



Original Antonio Carraro Spare Parts

Original Antonio Carraro Spare Parts is a registered trademark. The elevated standards of design and the stringent tests carried out during the entire production process assure maximum quality levels. With Original AC Spare Parts, Customers can be certain of maintaining tractor performance unaltered over time, thus preserving the safety and the value of the tractor.







SRX: the superspecialized articulated tractor

**SMARTNESS
PROFITABILITY
UNIQUENESS**







**SMARTNESS
PROFITABILITY
UNIQUENESS**



TECHNICAL DATA: SRX



Model	SRX 8400	SRX 9800	SRX 10400
Chassis	"ACTIO™" – Full chassis with oscillation • Reversibility RGS™ • Articulated • 4 equal wheel drive - Front and rear final drive		
Engine Type	Diesel direct injection with counter rotating weight system (except 8400 model)		
Emissions Regulations	Stage 3A	Stage 3A	Stage 3A
N° Cylinders	3 Turbo Intercooler	4 - 16 Valves • Turbo	4 Turbo Intercooler
Displacement (CC)	2228	3319	2970
Power kW/HP (97/68/CE)	51,5/70	64/87	70/95
Maximum engine revs	2300	2500	2600
Torque max (Nm/revs)	255/1650	286,7/1850	420/1000
Cooling	Water	Water	Water
Tank Capacity (litres/gal):	50/13.2	50/13.2	50/13.2
Transmission	Synchronized 32 speed gear box: 16 forward and 16 reverse with synchronized inverter		
PTO	Rear, independent and synchronized at 540/540E rpm with progressive electrohydraulic engagement		
Shaft	Profile 1" 3/8 with 6 splines with facilitated engagement		
Transmission clutch	Hydraulic control		
Drive disengagement	Electrohydraulic control on the front		
Rear hydraulic lift	3 point hitch with adjustable quick release couplings and extensible arms		
Operating Pressure (bar/psi)	160/2320		
Capacity (Kg/lbs)	2400/5291		
Steering	Hydraulic with 2 pistons		
Brakes	Standard: hydraulic front and rear disk brakes in oil bath Independent emergency and parking brake: band type on transmission		
Platform	Suspended on Silent Block		
Weight in order of speed:			
With roll bar (Kg/lbs)	2035/4486	2200/4850	2140/4718
With cab (Kg/lbs)	2175/4795	2330/5137	2310/5092

Standard Features

- Reversible control tower • Rear or front/rear differential lock with electrohydraulic control • Hydraulic system with 2 separate hydraulic pumps • Adjustable steering wheel • Adjustable lifting arms with quick release laterally moving couplings • Adjustable, suspension seat with safety belt • Foldable protection roll bar • Adjustable wheel rims • 3 lever ancillary rear hydraulic system • Rear adjustable height tow hitch • Front tow hitch • Multifunctional digital instrument Km/h and PTO • Battery • Battery isolation switch • Electrical power point • Safety starting device on the inverter and PTO

Optional Features

- StarLight cab with air conditioning system and window on the roof, suspended on Silent Blocks; activated carbon filter on request • Electrohydraulic *e-DRIVE* transmission with reverse shuttle under the steering wheel and range shift • Hydraulic system controlled by "JPM" Proportional Joystick • Support with six front ballast weights • Hydraulic third hitch and vertical tie-rod with electro-hydraulic control • Front power lift • Front PTO 1000 rpm with electrohydraulic control • Up to five types of hydraulic system with a maximum of 11 hydraulic quick couplers • Pneumatic seat • Fabric "Grammer" pneumatic seat with reclining backrest and lumbar support • Pair of front/rear ballasts • Cast iron wheel flanges for 20" rear wheels • Front bullbar • Front lamp guards • Clean FIX™ > reverse flow fan for constant cleaning of the radiator and of the front grille of the bonnet • ESC > Electronic Speed Control: electronic and automatic speed and engine rev control device • "Superbrake" system



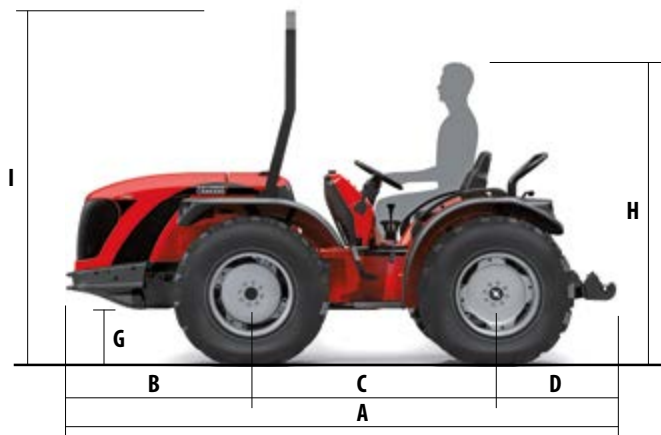
DIMENSIONS SRX



	9.5 R20	300/70 R20	280/75 R20	320/70 R20	320/65 R18	340/65 R18	33x12.50-15
E	245	300	275	320	320	340	310

Wheels Dimensions (mm/inch)

Front	Rear	A	A(1)	B	B(1)	C	D	F	G	H**	I	L*	M	N*	O
9.5 R20	9.5 R20	3500/137.8	3390/133.5	1220/48.0	1110/43.7	1505/52.9	775/30.5	2140/84.2	230/9.05	1815/71.4	2270/89.8	1060/41.7	815/32.1	1060/41.7	815/32.1
300/70 R20	300/70 R20	3500/137.8	3390/133.5	1220/48.0	1110/43.7	1505/52.9	775/30.5	2140/84.2	230/9.05	1820/71.6	2270/89.8	1240/48.1	945/37.2	1240/48.1	945/37.2
280/85 R20	280/85 R20	3500/137.8	3390/133.5	1220/48.0	1110/43.7	1505/52.9	775/30.5	2165/85.2	255/10.0	1840/72.4	2295/90.3	1145/45.1	870/34.2	1145/45.1	870/34.2
320/70 R20	320/70 R20	3500/137.8	3390/133.5	1220/48.0	1110/43.7	1505/52.9	775/30.5	2165/85.2	255/10.0	1840/72.4	2295/90.3	1225/48.2	905/35.6	1225/48.2	905/35.6
320/65 R18	320/65 R18	3500/137.8	3390/133.5	1220/48.0	1110/43.7	1505/52.9	775/30.5	2105/82.9	195/7.67	1785/70.8	2235/88.0	1215/47.8	895/35.2	1215/47.8	895/35.2
340/65 R18	340/65 R18	3500/137.8	3390/133.5	1220/48.0	1110/43.7	1505/52.9	775/30.5	2105/82.9	195/7.67	1785/70.8	2235/88.0	1285/50.6	940/37.0	1285/50.6	940/37.0
33x12.50-15	33x12.50-15	3500/137.8	3390/133.5	1220/48.0	1110/43.7	1505/52.9	775/30.5	2090/82.3	180/7.08	1785/70.8	2220/87.4	1240/48.1	895/35.2	1240/48.1	895/35.2



(1) Model 8400

*Min. external width

**Height calculated with the operator of average height sitting (cm/in 175/68.9)





DEALER:



ANTONIO CARRARO SPA
Via Caltana, 24
35011 Campodarsego Padova ITALY
info@antoniocarraro.it
antoniocarraro.com

COD. 4 7318 129 - 01/2016