



**TTR 7600**  
*Infinity*





Our aim is the same as always:  
to make the most beautiful tractor in world!

## When I was a child...

i was so excited every time I saw a tractor. My grandfather owned an Antonio Carraro and watching it, I dreamed of having one, too. When I was only a child I daydreamed about the future of my life: the only certainty was that i would not have had a boring existence. I imagined an interesting job, my own family. A nice home, a car.

Maybe a motorcycle and a tractor. One day I opened my heart and bought an Antonio Carraro. I owed it to myself...and to my grandfather.



# Infinity SERIES

## THE ULTIMATE SPECIALISTS

A range of professional reversible tractors with hydrostatic transmissions, in a choice of 3 versions all of which are available with optional cabs: TR, with steering frame, SR, with articulated frame and TTR, the wide track version with steering frame and low centre of gravity ideal for hillside farming. A Stage V engine and innovative hydrostatic transmission are the features common to all the tractors in the 7600 Infinity Series.



TTR 7600 ∞  
INFINITY

Mountain pastures, hillside cultivations, embankments, urban green areas, sports grounds: whenever there is a need to work on steep slopes or cut grass, the TTR 7600 *Infinity* can compete with very best specialized tractors in its class.

The man-machine bond is immediate: the moment you take your seat in the low-profile cab, you feel an integral part of the tractor and at one with the terrain, enhancing the feeling of stability and safety in all situations.

The working capacity of the TTR 7600 *Infinity* is impressive, as is the precision manoeuvring and stability on slopes. The wide track, the very low centre of gravity and the 4 isodiametric drive wheels with wide treads, combined with a high-performance engine, provide constant traction and outstanding agility over rough terrain and in all conditions and climates. The reversible drive, the standard joystick control and the comfortable driving position simplify the work of the operator and help reduce fatigue.





# ACTIO™

## The exclusive frame from Antonio Carraro

ACTIO™, the AC Full Chassis with Oscillation, consisting of a solid cast-iron frame fixed to the axles and housing the tractor transmission, has a central pivot allowing longitudinal oscillation of up to 15 degrees. The two halves of the tractor follow the contour of the terrain independently, assuring stability and traction at all times. The constant grip of the tyres ensures all the engine power is transferred to the ground, increasing performance and safety. With the ACTIO™ chassis, the engine overhangs the frame to achieve a low centre of gravity and a weight distribution of 60% on the front axle and 40% on the rear. However, when an implement is attached to the rear linkage, the weight is distributed equally, with 50% on each axle.



### TRADITIONAL TRACTOR



70% 30% 80% 20%

### AC TRACTOR



40% 60% 50% 50%

### PLUS

- + **Stability:** low centre of gravity and 4 isodiametric drive wheels
- + **Safety:** peace of mind
- + **Comfort:** driving position centered over chassis oscillation
- + **Agility:** short wheelbase and reduced turning radius
- + **Adherence:** equal division of weight
- + **Traction:** 4 drive wheels always firmly in contact with the ground



# RGS™

## Bi-directional driving position

RGS™ (Rev-Guide System) is the AC reversible driving system on a rotating turret; it allows you to invert the driving direction in just a few seconds for efficient operation with rear or front mounted implements. The operator simply turns the seat/steering wheel/dash/pedal assembly through 180° to obtain a new driving position. All the auxiliary controls, including the joystick, remain in an ergonomic position in both driving directions. The RGS™ system is an integral part of the tractor's multifunctional character: simplifying use, while improving operator comfort and the quality of performance.



### PLUS

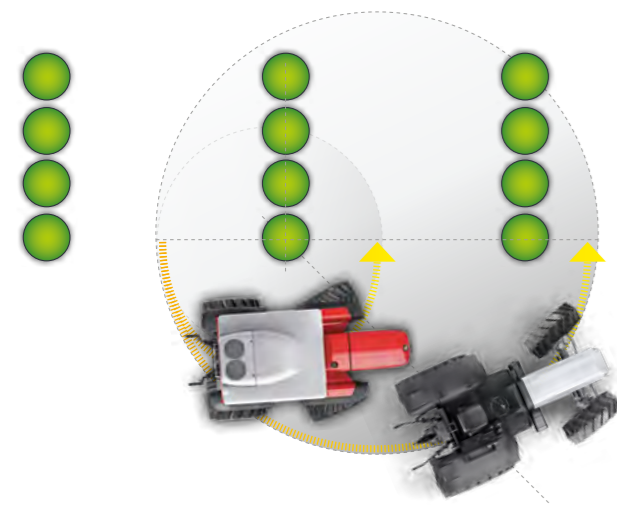
- + **Comfort:** simple and intuitive reversible driving system without duplicated controls in the two driving directions
- + **Visibility of equipment:** driving position in the center of the vehicle, in both directions
- + **Versatility:** greater productivity from a tractor which can work with implements mounted front or rear relative to the direction of travel

# STEERING

Precise, tight turns

A short wheelbase and very small turning circle make the tractor extremely agile when manoeuvring between crop rows. The turning circle can be reduced even further by using the steering brakes. The front wheel on the inside of the turn naturally increases the steering angle without causing the tractor to dig in. The power-assisted steering, smooth and sensitive, ensures precise manoeuvring when working up, down or across slopes, and in tight spaces. The hydraulic power steering uses a *Load Sensing* system to ensure smooth manoeuvring independently of the speed with which the wheel is turned.

## AGILITY PRECISION SPEED



# SAFETY

Active and passive

Low center of gravity, constant grip, stability and driving position protection are just some of the "active" safety factors of the *Infinity*; these combine with the "passive" features, such as the quality of components, the attention to the detail of the design and the use of environmentally friendly engines. The braking system, comprising hydraulically operated oil-bath disc brakes on all 4 wheels, guarantees a modulated action during the sharpest braking and reliability, even with the front-wheel drive disengaged. The rear lift is equipped with *Uniflex™* suspension that ensures constant grip, so that the tractor always stays glued to the ground. The electrohydraulic differential locks, on the rear or simultaneously on both axles, prevent the possibility of wheel slip and maintain traction at all times. The driving position with the *Extracomfort\** cab (homologated ROPS), guarantees maximum protection for the operator.



\*optional



# TRANSMISSION

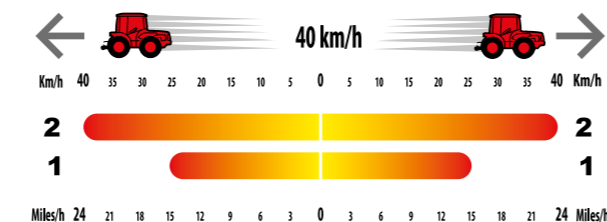
## Hydrostatic *Infinity*

The *Infinity* hydrostatic transmission enables the tractor to travel at the desired speed independently of the engine rpm. The motion of the tractor is controlled by the accelerator pedal (which in effect acts a “drive pedal”) and use of the clutch is completely eliminated.

The transmission allows you to work in both directions of travel at the same speeds, thanks to 2 mechanical ranges, the first ranging from 0-15 km/h and the second from 0-40 km/h. The ranges in turn offer 3 hydraulic speeds, which can be engaged either manually or automatically, under load and with no loss of traction.

The drive pedal, in addition to controlling the ground speed, can also be used to control deceleration, stopping the tractor when released, without having to use the brakes.

The functions Instant Cruise Control (or Tempomat), Intellifix, Drive Mode, Fast Reverse, ensure that the operator can always find the right setting to automatically maintain the tractor at the right ground speed for the task in hand.



## THE TRANSMISSION: Key strength of the *Infinity*

The true character of any tractor is determined by its transmission. And this transmission, with its unique features, represents the key strength of this range of professional tractors, providing technical solutions that simplify the job of the operator, thereby increasing productivity and reducing stress.

- **HYDRAULIC SHUTTLE**  
The tractor can change travel direction without using the clutch, at any speed.
- **SIMPLE TO DRIVE WITHOUT USING THE CLUTCH**  
Use of the clutch is completely eliminated during operation of the tractor.
- **VARIABLE WORKING SPEED**  
The operator chooses the ground speed to suit the working conditions, independently of the engine rpm.
- **TRANSMISSION ASSISTED BRAKING**  
The hydrostatic transmission controls the braking action, reducing use of the brakes.



## The automatic gearbox

The transmission changes range on the basis of the load placed on the engine. In case of a light load, the transmission automatically shifts up to a higher gear to reduce the engine rpm and consequently save fuel. Under heavy loads, the transmission instantaneously shifts to a lower gear to make full use of engine power.

### PLUS

- + **Reliability:** the transmission is monitored by sensors to ensure it remains efficient over time
- + **Efficiency:** the operator chooses the right speed for each application independently of the engine rpm
- + **Comfort:** the operator controls the tractor using only the electrohydraulic shuttle control on the steering column and the drive pedal
- + **Savings:** reduced fuel consumption and reduced management costs

## Infinity TRANSMISSION

A host of functions with a single aim: top performance for perfect results.

## MAIN FUNCTIONS



## AUTOMOTIVE

Simulates the conventional use of the accelerator, with the pedal providing proportional control of engine speed.

## SPEED CONTROL

Speed and rpm parameters can be set instantaneously or pre-programmed via the tractor software.

## MEMORIES

2 presettable ground speed memories, 2 engine rpm memories.



## AUTOMOTIVE MEMO CRUISE CONTROL


Designed to maintain a constant ground speed at the optimal engine rpm. On level terrain or under low load from the implement, the tractor works with the engine running at reduced rpm. On encountering an uphill gradient or increase in load, the system will automatically increase the engine rpm. The system provides 2 memories which can be managed to meet operational requirements.





# DUAL MEMO CRUISE CONTROL


Designed to maintain constant speed and engine rpm parameters during work. When working in environments with major changes in gradient or over rough terrain, the system monitors and adjusts the pace of the tractor, both uphill and down, to ensure maximum precision in terms of PTO rpm and ground speed. An example use would be spraying applications, where a high degree of precision is required to ensure treatments are evenly distributed in the correct proportion without waste. The system provides 2 memories which can be managed to meet operational requirements.



# INTELLIFIX

The innovative system is designed for the control and automatic management of ground speed and engine rpm.

It automatically reduces ground speed when the torque delivered to the PTO exceeds the percentage value set by the operator. In short, it maximises productivity for minimum fuel consumption, while ensuring the engine is never put under excessive strain.



- **INSTANT CRUISE CONTROL (TEMPOMAT)**

Instantaneously sets a constant ground speed

- **DRIVE MODE**

Allows three different driving styles for each range, both in manual and in automatic.


- **FAST REVERSE**

Maintains Dual Memo Cruise Control when shuttling between forward and reverse.

- **ECO MODE SPEED**

Controls the maximum engine rpm. On reaching the maximum speed of 40 km/h.





# TRACTOR AND IMPLEMENT

## Technology in harmony

The integrated PTO/lift/hydraulic system is ideal for use with a wide range of front and rear implements. The hydraulic lift is monobloc unit with vertical cylinders with a 3-point linkage for category 1 and 2 implements and an independent pump. The rear lift is controlled using the standard joystick, providing precise control for improved stability and traction, allowing the implement to closely hug the contours of the terrain, while preventing loss of grip, skidding or sideways slippage of the tractor.



### DIFF LOCKS CONTROL

Locking the rear and front differentials prevents wheelslip and optimises traction. On more delicate surfaces such as turf, it can be useful to disengage front wheel drive.




### PRESSURE GAUGE

Indicates the pressure of the Uniflex hydraulic suspension.



### HYDRAULIC SYSTEM

2 double-acting remote valves including 1 float and oil return. Total of 5 hydraulic couplers.



### REAR ELECTRICAL SOCKETS

7-pin sockets for trailers and 3-pin sockets for implements.



### FRONT LIFT\*

The front lift allows combined use of front and rear implements.



### HYDRAULIC LIFT

The TTR 7600 Infinity is equipped as standard with adjustable lift rods and quick-hitch hooks.



### HYDRAULIC LIFT ROD AND TOP LINK\*


Make it easy to adjust implement position from the driving seat. Hydraulic lift rod and top link with 2 double-acting valves, total of 4 additional couplers.



### GROUND OPERATED LIFT CONTROLS

Controls to adjust the height of the rear lift are located on the rear mudguards.

\*optional



**TRAILER HITCH SLIDER CLEVIS\***  
With rapid vertical, optimises the hitch height of the trailed implement.



**PTO**  
with two speeds: 540/ 540E rpm (standard) with progressive electrohydraulic engagement; 540/ 1000 rpm\* synchronised with the gearbox speed. A single 3/8 ASAE1 PTO shaft is used for all speeds.



**MECHANICAL SELECTOR**  
2-range mechanical selector (work and transfer).


# UNIFLEX® SUSPENSION

## Total comfort

The UNIFLEX® suspension transfers part of the weight of the implement onto the wheels. Allows the implement to follow the contours of the ground, keeping the pressure of the tyres on the ground constant, with consequent benefits for working speed and precision.

The reduced ground pressure has many benefits:

- reduced soil compaction
- less resistance for towing and pushing
- more grip and stability
- greater productivity
- reduced fuel consumption
- reduced oscillation during road transfer



\*optional

# ERGONOMICS & COMFORT

The tapered and racy design helps the tractor to maneuver in fields and increases operator visibility of the equipment and the surrounding terrain. The spacious driving position is easy to access and protects the operator. The operating station is suspended on *silent-block*, which absorb vibrations and dampen noise.

Thanks to the ACTIO™ Chassis, the driving position coincides with the center of oscillation of the tractor. Sideways jerking and stress are very limited and operator fatigue is reduced, even after many hours.

The instrumentation is elegant, functional and intuitive: backlit antireflection screen for night time; excellent visualisation of all indications on the multipurpose display of the instrument board; engine revolution counter, fuel level and engine temperature of the electronics with analogue visualisation for quick and intuitive consultation..



## The driving position

The concept behind the design of the driving position is to place "everything" within easy reach of the operator in a spacious and comfortable environment. The seat cradles the operator in the ideal posture, with the lower limbs resting comfortably on the profiled mats under the pedals. The central transmission tunnel has been kept free of all obstacles and levers so as to facilitate access to the driver's seat. The steering wheel is tilt-adjustable, as is the comfort seat with pneumatic suspension\*, to further enhance on-board comfort.



\*optional

## Operator well-being

The ACTIO™ frame, the driving position, the *ExtraComfort\** cab, the joystick, the PTO, the integrated systems - all these features combine towards a single aim; to confer maximum operator well-being, allowing the user to work in a healthy, safe, comfortable environment for maximum productivity with minimum stress. The driving position has been carefully designed to give the operator the maximum possible space and the best possible ergonomics in a vehicle whose chief advantage are its compact overall dimensions.



\*optional



## Dimensions unchanged

A meticulous engineering study has enabled us to install the larger Stage V engines in the same space as the previous propulsion units. The dimensions of the bonnet remain unchanged, thus maintaining the excellent operational characteristics and forward visibility.

The engine compartment is easy to inspect thanks to the wide opening bonnet. The cooling pack hinges outwards to facilitate engine maintenance. For applications where the front grille frequently gets blocked with debris (such as haymaking or flail mowing), the ACS\* (Automatic Cleaning System) with a reversible flow fan is available.



\*optional

**TTR 7600** ∞  
*INFINITY*

**\*OPTIONAL**



**HEADLIGHT GRILLES**  
Protecting the light assemblies, they also make the bodywork look more appealing.



**BULLBAR**  
Tubular steel guard protecting the bodywork; integrates the third-point for the front lift.




**FRONT BALLAST**  
Perfectly integrated into the bodywork of the tractor; it does not alter the wheelbase or dimensions of the tractor.



**COMFORT SEAT**  
With pneumatic suspension, load indicator and armrests.




**PNEUMATIC SEAT**  
Latest generation with air springs.



**ACS (Air Clean System)**  
Engine cooling fan with air flow reversal. Reduces the need for cleaning the front grille, ensuring more constant engine cooling.



**VERTICAL TIE-ROD AND HYDRAULIC THIRD-POINT**  
Optimizes the positioning and inclination of the equipment.



**SLIDER HOOK**  
Integrated into the rear lift, it gives the operator various options for the practical setting up of the tractor and the rapid alignment of the towed equipment.



**PTO**  
Gearbox with PTO 540-1000 rpm.



**FRONT LIFT**  
The front lift allows combined use of front and rear implements.



**FRONT QUICK COUPLERS**  
Hydraulic front lift complete with 3-point linkage + 1 replicated front double-acting remote (2 front quick couplers).



**REAR QUICK COUPLERS**  
4 quick couplers as standard, hydraulically controlled from the driving position via the joystick + 4 additional mini-couplers.



# EXTRA COMFORT CAB

## Comfort kingsize

This original and approved AC product, with a simple and elegant design, features a totalglass structure offering operators all-round visibility and unbeatable internal luminosity. This particularly spacious and comfortable cab assures maximum protection in the hot and dusty or cold conditions that are typical when cutting grass, maintaining roads or operating on worksites. The cab minimises noise and vibrations and provides an excellent quality of conditioned air to the operator. The glass surfaces can be opened. The uniform and well-distributed ventilation system gives the operator a sensation of well-being and serenity during work. The cabin is mounted on a platform suspended on silent-blocks.





# ENGINE

Powerful and quiet



The Stage V propulsion units used are the best in class and allow top torque and power performance combined with reduced fuel consumption, low noise and low carbon emissions. The unit is a 4-cylinder Kohler (2482cc), with turbo and Common Rail injection with power output of 75hp at 2300 rpm and maximum torques of 310 Nm at 1500 rpm.

The new Stage V propulsion units are equipped with DPF particulate filters with automatic regenerations system to avoid vehicle downtime.

The engine compartment is easy to inspect thanks to the wide opening bonnet. The cooling pack hinges outwards to facilitate engine maintenance. For applications where the front grille frequently gets blocked with debris (such as haymaking, flail mowing or defoliation), the ACS\* (Automatic Cleaning System) reversible flow fan is available.





# TECHNICAL DATA

TTR 7600 *Infinity*



<b>Frame</b>	Integral ACTIO™ oscillating frame • RGS™ reversible drive system • Steering wheels • 4 equal size drive wheels • Horizontal front and rear final drives	
<b>Engine type</b>	Diesel with Common Rail Direct Injection, with turbo and intercooler Emissions Standard: Stage V Displacement cc: 2482 Max engine rpm: 2300 Cooling: Liquid	
	No. of cylinders: 4 - 16 Valves Power kW/CV (97/68/CE): 55.4/75 Max torque (Nm/rev): 310/1500 Tank capacity (litres): 52	
<b>Transmission</b>	Hydrostatic stepless transmission with 3 hydraulic ratios that can be engaged under load manually or automatically • Electro-hydraulic shuttle • 2 mechanical ranges (work and transfer) • “automotive” device; instant cruise control, memo cruise control, memo Rpm, dual memo cruise control; Intellifix, fast reverse, drive mode.	
<b>Power take-off</b>	Rear, independent 540/540E rpm with progressive electro-hydraulic engagement; synchronised groundspeed	
<b>Shaft</b>	6 spline 1”3/8 shaft with easy coupling	
<b>Drive disengagement</b>	Front with electro-hydraulic control	
<b>Hydraulic system</b>	2 independent pumps • Rear auxiliary hydraulic system controlled by on-off joystick with 2 double acting remote valves (inc. one float) with oil return to 5 rear quick couplers • Uniflex hydraulic suspension controlled by joystick.	
<b>Rear power lift</b>	Hydraulic lift with 3-point linkage Lifting capacity (kg): 2400 Adjustable lift arms with Cat. 2 quick-hitch hooks; Category “C” height-adjustable rear tow hook	
<b>Steering</b>	Hydraulic steering system with single through-rod cylinder	
<b>Brakes</b>	Hydraulically operated oil-immersed discs for front and rear service brakes and steering brakes on rear axle Transmission brake band for emergency and parking brake	
<b>Platform</b>	Suspended on Silent Blocks	
<b>Weight</b> in order of speed (Kg)	With frame: 2150÷2340	With Extra Comfort cab : 2280÷2470


## STANDARD EQUIPMENT

- Reversible driving position servo-assisted RGS™ system
- Front/rear differential lock, simultaneous or rear only, with electro-hydraulic control
- Controls mounted on turret
- Tilt-adjustable steering wheel with shuttle control
- Sprung, adjustable seat with seat belt
- Height adjustable rear tow hook
- Front tow hook
- Multifunctional digital console with display
- Battery
- Battery disconnect
- Safe starting on shuttle, PTO and seat

## \*OPTIONAL EQUIPMENT

- “Extra Comfort” monocoque closed metal cab, mounted on Silent Blocks, soundproofed, with openable windscreen, 2 worklights, heating system with dust filter, thermostat control, 3-speed blower, radiator and heat diffuser, air outlet vents at various points including screen demisting vents, electric windscreen wipers and screen wash pump, 2 rear-view mirrors, coat hook – predisposed for air conditioning system

- Front ballast (2+2 total 88 kg)
- Front hydraulic lift complete with 3-point linkage + 1 replicated double-acting remote valve (2 front quick couplers) + 4 minicouplers
- bull-bar
- Italy trailer hitch slider clevis\*
- Top link and rh lift rod + 2 double-acting remotes with minicouplers (4 quick couplers) all hydraulically adjustable from driving position via joystick
- Pneumatic seat suspension with continuous driver weight adjustment up to 130kg
- continuous height adjustment range of 80mm
- SC” seat with armrests
- gearbox with 540-1000 rpm PTO
- ACS (Automatic Cleaning System)
- “Superbrake” braking system
- Raised top link hitch
- High capacity hydraulic pump with unloading valve



## DIMENSIONS

	<b>31x15,50-15 Terra</b>	<b>320/70 R18</b>	<b>33x15,50-15</b>	<b>400/55-17,5</b>	<b>19.0/45-17</b>
<b>E</b>	395	309	395	400	465

## Wheels

## Dimensions (mm)

Front/Rear	A	B	C	D	F	I	G	L	M*	N*	O
<b>31x15,50x15</b>	3485÷3620	1190	1595	700÷835	2140	2205	240	1840	1445	1840	1445
<b>320/70 R18</b>	3485÷3620	1190	1595	700÷835	2185	2243	285	1685	1376	1685	1376
<b>33x15,50-15</b>	3485÷3620	1190	1595	700÷835	2150	2224	250	1840	1445	1840	1445
<b>400/55 -17,5</b>	3485÷3620	1190	1595	700÷835	2185	2242	285	1835	1440	1835	1440
<b>19.0/45-17</b>	3485÷3620	1190	1595	700÷835	2185	2230	285	1925	1460	1925	1460

\* Min. external width.



# SAT

## Customer Service Team

### ANTONIO CARRARO® ORIGINAL SPARE PARTS AND ASSISTANCE

The AC dealer network utilizes modern equipment and instruments that have been especially designed and built for maintenance work on AC tractors. The technicians at every authorised dealership periodically attend technical training courses at the Parent Company's facilities. Each authorised workshop employs highly qualified staff and provides an extensive range of services in order to offer its Customers maximum peace of mind and total protection. AC dealers can give their Customers information on all the services related to the care of AC tractors.

### AFTER-SALES SERVICE

Thanks to the capillary network of dealers and the competence of the Service Managers, the Parent Company can assure all-around skills. With the right maintenance work, every AC tractor will continue to provide excellent performance throughout its operating lifetime.

### ORIGINAL ANTONIO CARRARO SPARE PARTS

Original Antonio Carraro Spare Parts is a registered trademark. The elevated standards of design and the stringent tests carried out during the entire production process assure maximum quality levels. With Original AC Spare Parts, Customers can be certain of maintaining tractor performance unaltered over time, thus preserving the safety and the value of the tractor.



### XG MAXIMUM PROTECTION: 4 years without worries!



As a proof of its reliability, Antonio Carraro offers, in addition to its two-year standard warranty, an extension of warranty coverage up to three or four years, called **EXG Maximum Protection**. At the time of purchase or within the first 24 months of the tractor's life (during which all scheduled maintenance services must be performed as recommended in the AC Use and Maintenance Manual), Customers may apply for either a three- or four-year extended warranty, according to their needs.



Whatever coverage they choose, Customers are recommended to have all service performed at any of the **authorised locations of our global dealer network**, where repairs will be carried out by highly qualified personnel using only **AC Original Spare Parts**. In case of sale of the tractor, the warranty coverage may be transferred to the new owner.





N° 1 SPECIAL TRACTORS

**ANTONIO CARRARO SPA**  
Via Caltana, 24  
35011 Campodarsego Padova ITALY  
[info@antoniocarraro.it](mailto:info@antoniocarraro.it)  
[antoniocarraro.it](http://antoniocarraro.it)

**DEALER:**

